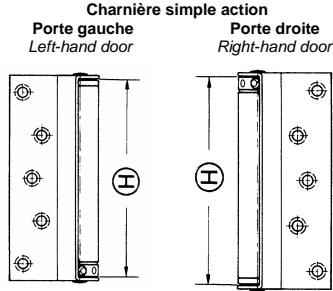


# Charnières à ressorts – Springs hinges

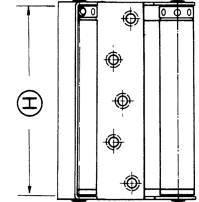
3700000804000a  
12/10



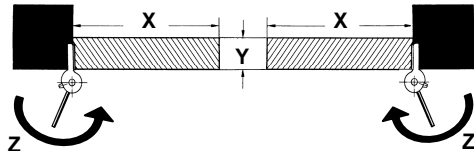
0 - 1 - 5 - 9 - 13 - 17

| Type - N° | H<br>(mm) | X<br>(mm) | Y<br>(mm) | (kg MAXI) | Fixation<br>DIN 963 - DIN 97<br>TF M - TF Ø |
|-----------|-----------|-----------|-----------|-----------|---|
| 0 - 29    | 75        | 600       | 20 - 25   | 15        | 4 x 20                                      |
| 1 - 30    | 100       | 700       | 21 - 30   | 22        | 4 x 20                                      |
| 5 - 33    | 125       | 700       | 25 - 35   | 27        | 4 x 25                                      |
| 9 - 36    | 150       | 750       | 25 - 40   | 40        | 4 x 25                                      |
| 13 - 39   | 175       | 850       | 33 - 50   | 55        | 6 x 30                                      |
| 17 - 42   | 200       | 1000      | 35 - 55   | 70        | 6 x 30                                      |

Charnière double action  
Double action door

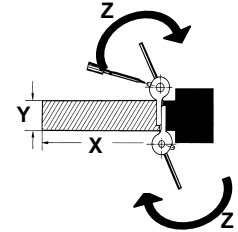


29 - 30 - 33 - 36 - 39 - 42



## Direction de tension du ressort (Z) - Spring adjustment direction(Z)

Pour régler la force du ressort, tendre de 5 crans. **Maxi 6 crans**  
To apply tension to the spring hinges, turn the captans to a  
**maximum of 6 holes** in the indicated direction (Z).



## ATTENTION!:

Si la porte est particulièrement lourde ou de grande largeur (X), il est préconisé de mettre 3 charnières.

For an heavy or larger (X) doors, install a third hinge (see fig.A).

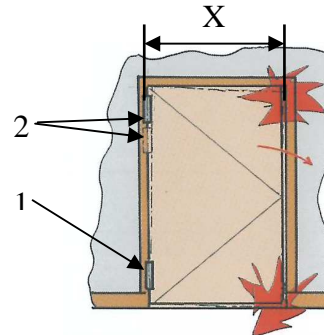


Fig (A)